

ENVIRONMENTAL PRODUCT DECLARATION

as per ISO 14025 and EN 15804+A2




Owner of the Declaration	dormakaba International Holding GmbH
Programme holder	Institut Bauen und Umwelt e.V. (IBU)
Publisher	Institut Bauen und Umwelt e.V. (IBU)
Declaration number	EPD-DOR-20210012-CCA2-EN
Issue date	11/05/2021
Valid to	10/05/2026

**Access manager 92 90 Wall
dormakaba**

www.ibu-epd.com | <https://epd-online.com>



General Information

<p>dormakaba</p> <hr/> <p>Programme holder IBU – Institut Bauen und Umwelt e.V. Panoramastr. 1 10178 Berlin Germany</p> <hr/> <p>Declaration number EPD-DOR-20210012-CCA2-EN</p> <hr/> <p>This declaration is based on the product category rules: Electronic and physical Access Control Systems, 07.2019 (PCR checked and approved by the SVR)</p> <hr/> <p>Issue date 11/05/2021</p> <hr/> <p>Valid to 10/05/2026</p> <hr/> <p> Dipl. Ing. Hans Peters (chairman of Institut Bauen und Umwelt e.V.)</p> <hr/> <p> Dr. Alexander Röder (Managing Director Institut Bauen und Umwelt e.V.)</p>	<p>Access manager 92 90 Wall</p> <hr/> <p>Owner of the declaration dormakaba International Holding GmbH DORMA Platz 1 58256 Ennepetal Deutschland</p> <hr/> <p>Declared product / declared unit 1 piece of the product: Access manager 92 90 Wall</p> <hr/> <p>Scope: This EPD refers to a specific product manufactured by dormakaba. The production site is located in Villingen-Schwenningen (Germany), and the year of data collection is 2019.</p> <p>The owner of the declaration shall be liable for the underlying information and evidence; the IBU shall not be liable with respect to manufacturer information, life cycle assessment data and evidences.</p> <p>The EPD was created according to the specifications of <i>EN 15804+A2</i>. In the following, the standard will be simplified as <i>EN 15804</i>.</p> <hr/> <p>Verification</p> <table border="1"> <tr> <td colspan="2">The standard <i>EN 15804</i> serves as the core PCR</td> </tr> <tr> <td colspan="2">Independent verification of the declaration and data according to <i>ISO 14025:2010</i></td> </tr> <tr> <td><input type="checkbox"/> internally</td> <td><input checked="" type="checkbox"/> externally</td> </tr> </table> <hr/> <p> Dr.-Ing. Wolfram Trinius (Independent verifier)</p>	The standard <i>EN 15804</i> serves as the core PCR		Independent verification of the declaration and data according to <i>ISO 14025:2010</i>		<input type="checkbox"/> internally	<input checked="" type="checkbox"/> externally
The standard <i>EN 15804</i> serves as the core PCR							
Independent verification of the declaration and data according to <i>ISO 14025:2010</i>							
<input type="checkbox"/> internally	<input checked="" type="checkbox"/> externally						

Product

Information about the enterprise

dormakaba stands for a broad offering of products, solutions and services for smart and secure access to buildings and rooms from a single source.

Product description/Product definition

The dormakaba access manager 92 90 as a central access control manager meets all the requirements of modern access control. Thanks to its intelligent decision logic and free parametrisation, it controls all access events, at basic access points as well as to complex, highly sensitive company areas. Predefined configurations simplify the setting of individual door functions. The state-of-the-art IT security is based on a modern operating system and TLS (Transport Layer Security) encryption that can be activated between controller and host system: the control electronics integrates all the necessary requirements to enable a connection to Cloud Services via IoT. Therefore, the access manager 92 90 is already designed for the requirements of tomorrow. Switching to other dormakaba access solutions at a later point is also possible.

For the placing on the market in the European Union/European Free Trade Association (EU/EFTA)

(with the exception of Switzerland) the following legal provisions apply:

- *Electromagnetic Compatibility Directive (EMC)*
- *Low Voltage Directive (LVD)*
- *Restriction of Hazardous Substances (RoHS)*
- *EN 50581:2012*

The CE-marking takes into account the proof of conformity with the respective harmonized standards based on the legal provisions above. For the application and use the respective national provisions apply.

Application

Central Access control

An access manager is installed in a protected environment and uses various test criteria to check whether a booking made on a reader is authorized or not.

Door management

- Personnel interlock control
- Door activation
- Monitoring of door opening
- Monitoring of door opening time
- Access monitoring

Alarm Management

The access manager reports irregularities in access control or door management to the host computer. An additional function is to activate relays.

Technical Data

The access manager 92 90 Wall has the following technical properties:

Name	Value	Unit
Operating Temperature	0 - 40	°C
Operating Humidity	5 - 85	%
Width Dimension	300	mm
Height Dimension	410	mm
Depth Dimension	120	mm
Weight	9,46	kg
Power consumption "on mode"	12	W
Power consumption "idle mode"	5	W

Host Interface

- Ethernet 10/100 Mbit/s

Peripherals Interface

- 2x RS-485/RS-422 Inputs/outputs
- 16 potential-free relays, 30 V AC/48 V DC; max. 1 A
- 18 galvanically isolated digital Inputs

Power supply

Input voltage

- 230 V AC 50 Hz max. 150 VA
- 115V AC 60 Hz max. 150 VA
- 24 V DC max. 100 W

Output voltage

- 2 x 24 V DC max. 40 W
- 1 x 12 V AC max. 20 VA

Class of protection as per *BS EN 60529: IP20*

The product is not harmonised in accordance with the Construction Product Regulations (CPR) but in accordance with other provisions for harmonisation of the EU. Compliance with the European Union Directive and technical specifications:

- *EN 55032:2015*
- *EN 55024:2016*
- *EN 61000-3-2:2014*
- *EN 61000-3-3:2013*
- *EN 62368-1:2014 + A11:2017*

The product is subject to CE marking according to the relevant harmonization legislation.

In addition, the product also conforms to the following standards:

- *UL 294:2013*
- *UL 62368-1:2014*
- *CAN/CSA-22.2 No. 62368-1:2014*

Base materials/Ancillary materials

The major material compositions of the product are listed below:

Name	Value	Unit
Stainless Steel	0.2	%
Steel	72.4	%
Plastics	0.6	%
Cable	2.4	%
Electronics	24.3	%
Paper	<0.1	%
Other Metals	0.1	%

The product includes partial articles which contain substances listed in the Candidate List of REACH Regulation 1907/2006/EC (date: 08.07.2021) exceeding 0.1 percentage by mass in the alloy: yes

- Lead titanium trioxide (O3PbTi): 12060-00-03

The Candidate List can be found on the ECHA website address: <https://echa.europa.eu/de/home>.

Reference service life

The reference service life of the dormakaba access manager 92 90 Wall is estimated to be 15 years. This number is based on the support and service life and is not an estimated lifetime.

LCA: Calculation rules

Declared Unit

The declared unit is 1 piece of the product: Access manager 92 90 Wall.

Declared unit

Name	Value	Unit
Declared unit	1	pce.
Conversion factor to 1 kg (kg per declared unit)	11.676	-

System boundary

The type of EPD is: cradle to gate with options, modules C1–C4, and module D (A1–A3 + C + D and additional modules: A4 + A5 + B6)

Production - Module A1-A3

The product stage includes:

- A1, raw material extraction, processing and mechanical treatments, processing of secondary material input (e.g. recycling processes),
- A2, transport to the manufacturer,
- A3, manufacturing and assembly

including provision of all materials, products and energy, as well as waste processing up to the end-of-waste state.

Construction stage - Modules A4-A5

The construction process stage includes:

- A4, transport to the building site;
- A5, installation into the building;

including provision of all materials, products and energy, as well as waste processing up to the end-of-waste state or disposal of final residues during the construction process stage.

Use stage - Module B6

The use stage related to the operation of the building includes:

- B6, operational energy use

End-of-life stage– Modules C1-C4 and D

The end-of-life stage includes:

- C1, de-construction, demolition:

- C2, transport to waste processing;
- C3, waste processing for reuse, recovery and/or recycling;
- C4, disposal;

including provision and all transport, provision of all materials, products and related energy and water use. Module D (Benefits and loads beyond the system boundary) includes:

- D, recycling potentials, expressed as net impacts and benefits.

Comparability

Basically, a comparison or an evaluation of EPD data is only possible if all the data sets to be compared were created according to *EN 15804* and the building context, respectively the product-specific characteristics of performance, are taken into account.

Background database: *GaBi*, SP40.

LCA: Scenarios and additional technical information

Characteristic product properties Information on biogenic Carbon

Information on describing the biogenic Carbon Content at factory gate

Name	Value	Unit
Biogenic carbon content in product	0.00051	kg C
Biogenic carbon content in accompanying packaging	0.946	kg C

The following technical scenario information is required for the declared modules.

Transport to the building site (A4)

Name	Value	Unit
Litres of fuel	0.032	l/100km
Transport distance	100	km
Capacity utilisation (including empty runs)	51	%

Transport distance is declared for a distance of 100km by truck in order to allow scaling to a specific point of installation.

Installation into the building (A5)

Name	Value	Unit
Waste Packaging (paper)	2.2	kg
Waste Packaging (plastic)	0.02	kg

Reference service life

Name	Value	Unit
Life Span according to the manufacturer	15	a

Operational energy use (B6) and Operational water use (B7)

The use stage is declared for 15 years.

Name	Value	Unit
Energy consumption for 1 year	54.02	kWh
on mode per day	4	h
idle mode	20	h

on mode power	12	W
idle mode	5	W
Days per year in use	365	days

End of life (C1-C4)

C1: The product dismantling from the building is done manually without environmental burden.

Name	Value	Unit
Recycling (Plastic)	7.308	kg
Energy recovery (Plastic)	0.311	kg
Landfilling	1.837	kg
Transportation to Waste Processing Site	50	km

Region for end of life: Global

Reuse, recovery and/or recycling potentials (D), relevant scenario information

Collection rate is 100%.

LCA: Results

Disclaimer EP-freshwater:

This indicator has been calculated as "kg P eq" as required in the characterization model (EUTREND model, Struijs et al., 2009b, as implemented in ReCiPe; <http://eplca.jrc.ec.europa.eu/LCDN/developerEF.xhtml>).

DESCRIPTION OF THE SYSTEM BOUNDARY (X = INCLUDED IN LCA; ND = MODULE OR INDICATOR NOT DECLARED; MNR = MODULE NOT RELEVANT)

PRODUCT STAGE			CONSTRUCTION PROCESS STAGE		USE STAGE							END OF LIFE STAGE				BENEFITS AND LOADS BEYOND THE SYSTEM BOUNDARIES
Raw material supply	Transport	Manufacturing	Transport from the gate to the site	Assembly	Use	Maintenance	Repair	Replacement	Refurbishment	Operational energy use	Operational water use	De-construction demolition	Transport	Waste processing	Disposal	Reuse-Recovery-Recycling-potential
A1	A2	A3	A4	A5	B1	B2	B3	B4	B5	B6	B7	C1	C2	C3	C4	D
X	X	X	X	X	ND	ND	MNR	MNR	MNR	X	ND	X	X	X	X	X

RESULTS OF THE LCA - ENVIRONMENTAL IMPACT according to EN 15804+A2: 1 piece Access manager 92 90 Wall

Core Indicator	Unit	A1-A3	A4	A5	B6	C1	C2	C3	C4	D
GWP-total	[kg CO ₂ -Eq.]	4.76E+1	1.02E-1	3.17E+0	3.28E+2	0.00E+0	3.83E-2	1.44E-1	2.80E-2	-2.31E+0
GWP-fossil	[kg CO ₂ -Eq.]	5.02E+1	9.76E-2	1.29E-1	3.26E+2	0.00E+0	3.66E-2	1.44E-1	2.79E-2	-2.31E+0
GWP-biogenic	[kg CO ₂ -Eq.]	-2.72E+0	4.51E-3	3.04E+0	1.09E+0	0.00E+0	1.69E-3	3.35E-6	9.52E-5	1.26E-3
GWP-luluc	[kg CO ₂ -Eq.]	7.00E-2	2.32E-6	5.42E-5	4.73E-1	0.00E+0	8.72E-7	8.13E-6	8.02E-5	-3.17E-3
ODP	[kg CFC11-Eq.]	3.49E-9	1.03E-17	5.88E-16	7.18E-12	0.00E+0	3.87E-18	7.26E-17	1.03E-16	-1.71E-14
AP	[mol H ⁺ -Eq.]	3.00E-1	9.77E-5	8.83E-4	7.20E-1	0.00E+0	3.67E-5	2.56E-5	2.00E-4	-2.54E-2
EP-freshwater	[kg PO ₄ -Eq.]	3.38E-4	2.09E-8	1.14E-7	8.71E-4	0.00E+0	7.84E-9	1.16E-8	4.78E-8	-2.34E-6
EP-marine	[kg N-Eq.]	4.55E-2	3.11E-5	3.17E-4	1.60E-1	0.00E+0	1.17E-5	5.78E-6	5.14E-5	-2.06E-3
EP-terrestrial	[mol N-Eq.]	4.82E-1	3.46E-4	3.97E-3	1.68E+0	0.00E+0	1.30E-4	1.17E-4	5.65E-4	-2.22E-2
POCP	[kg NMVOC-Eq.]	1.37E-1	8.79E-5	8.42E-4	4.38E-1	0.00E+0	3.30E-5	1.60E-5	1.56E-4	-6.72E-3
ADPE	[kg Sb-Eq.]	1.06E-2	2.93E-9	9.23E-9	9.44E-5	0.00E+0	1.10E-9	9.95E-10	2.50E-9	-1.13E-3
ADPF	[MJ]	6.11E+2	1.38E+0	1.01E+0	5.73E+3	0.00E+0	5.20E-1	6.67E-2	3.66E-1	-3.37E+1
WDP	[m ³ world-Eq deprived]	1.35E+1	1.91E-4	3.92E-1	7.11E+1	0.00E+0	7.18E-5	1.47E-2	2.92E-3	-7.74E-1

Caption: GWP = Global warming potential; ODP = Depletion potential of the stratospheric ozone layer; AP = Acidification potential of land and water; EP = Eutrophication potential; POCP = Formation potential of tropospheric ozone photochemical oxidants; ADPE = Abiotic depletion potential for non-fossil resources; ADPF = Abiotic depletion potential for fossil resources; WDP = Water (user) deprivation potential

RESULTS OF THE LCA - INDICATORS TO DESCRIBE RESOURCE USE according to EN 15804+A2: 1 piece Access manager 92 90 Wall

Indicator	Unit	A1-A3	A4	A5	B6	C1	C2	C3	C4	D
PERE	[MJ]	1.56E+2	4.36E-3	2.66E+1	2.54E+3	0.00E+0	1.64E-3	3.16E-2	4.79E-2	-6.31E+0
PERM	[MJ]	2.64E+1	0.00E+0	-2.64E+1	0.00E+0	0.00E+0	0.00E+0	-1.43E-2	0.00E+0	0.00E+0
PERT	[MJ]	1.83E+2	4.36E-3	1.85E-1	2.54E+3	0.00E+0	1.64E-3	1.73E-2	4.79E-2	-6.31E+0
PENRE	[MJ]	6.04E+2	1.39E+0	1.87E+0	5.74E+3	0.00E+0	5.20E-1	6.45E+0	3.66E-1	-3.37E+1
PENRM	[MJ]	7.24E+0	0.00E+0	-8.60E-1	0.00E+0	0.00E+0	0.00E+0	-6.38E+0	0.00E+0	0.00E+0
PENRT	[MJ]	6.12E+2	1.39E+0	1.01E+0	5.74E+3	0.00E+0	5.20E-1	6.67E-2	3.66E-1	-3.37E+1
SM	[kg]	7.49E+0	0.00E+0	0.00E+0	0.00E+0	0.00E+0	0.00E+0	0.00E+0	0.00E+0	0.00E+0
RSF	[MJ]	0.00E+0	0.00E+0	0.00E+0	0.00E+0	0.00E+0	0.00E+0	0.00E+0	0.00E+0	0.00E+0
NRSF	[MJ]	0.00E+0	0.00E+0	0.00E+0	0.00E+0	0.00E+0	0.00E+0	0.00E+0	0.00E+0	0.00E+0
FW	[m ³]	3.29E-1	7.83E-6	9.23E-3	2.94E+0	0.00E+0	2.94E-6	3.52E-4	9.22E-5	-1.65E-2

Caption: PERE = Use of renewable primary energy excluding renewable primary energy resources used as raw materials; PERM = Use of renewable primary energy resources used as raw materials; PERT = Total use of renewable primary energy resources; PENRE = Use of non-renewable primary energy excluding non-renewable primary energy resources used as raw materials; PENRM = Use of non-renewable primary energy resources used as raw materials; PENRT = Total use of non-renewable primary energy resources; SM = Use of secondary material; RSF = Use of renewable secondary fuels; NRSF = Use of non-renewable secondary fuels; FW = Use of net fresh water

RESULTS OF THE LCA - WASTE CATEGORIES AND OUTPUT FLOWS according to EN 15804+A2: 1 piece Access manager 92 90 Wall

Indicator	Unit	A1-A3	A4	A5	B6	C1	C2	C3	C4	D
HWD	[kg]	2.87E-5	1.34E-10	1.54E-9	2.37E-6	0.00E+0	5.04E-11	2.54E-10	5.57E-9	1.06E-7
NHWD	[kg]	3.11E+0	1.42E-4	1.03E-1	4.07E+0	0.00E+0	5.32E-5	1.49E-2	1.84E+0	-3.36E-1
RWD	[kg]	1.71E-2	1.49E-6	5.26E-5	8.70E-1	0.00E+0	5.58E-7	2.48E-6	4.16E-6	-1.51E-3
CRU	[kg]	0.00E+0	0.00E+0	0.00E+0	0.00E+0	0.00E+0	0.00E+0	0.00E+0	0.00E+0	0.00E+0
MFR	[kg]	0.00E+0	0.00E+0	0.00E+0	0.00E+0	0.00E+0	0.00E+0	7.38E+0	0.00E+0	0.00E+0
MER	[kg]	0.00E+0	0.00E+0	0.00E+0	0.00E+0	0.00E+0	0.00E+0	0.00E+0	0.00E+0	0.00E+0
EEE	[MJ]	8.58E-1	0.00E+0	4.81E+0	0.00E+0	0.00E+0	0.00E+0	0.00E+0	0.00E+0	0.00E+0
EET	[MJ]	1.56E+0	0.00E+0	8.77E+0	0.00E+0	0.00E+0	0.00E+0	0.00E+0	0.00E+0	0.00E+0

Caption: HWD = Hazardous waste disposed; NHWD = Non-hazardous waste disposed; RWD = Radioactive waste disposed; CRU = Components for re-use; MFR = Materials for recycling; MER = Materials for energy recovery; EEE = Exported electrical energy; EEE = Exported thermal energy

**RESULTS OF THE LCA – additional impact categories according to EN 15804+A2-optional:
1 piece Access manager 92 90 Wall**

Indicator	Unit	A1-A3	A4	A5	B6	C1	C2	C3	C4	D
PM	[Disease Incidence]	3.07E-6	5.14E-10	4.95E-9	6.04E-6	0.00E+0	1.93E-10	3.27E-10	2.47E-9	-2.05E-7
IR	[kBq U235-Eq.]	1.69E+0	2.13E-4	8.09E-3	1.43E+2	0.00E+0	7.98E-5	2.23E-4	4.28E-4	-2.44E-1
ETP-fw	[CTUe]	2.96E+2	9.81E-1	4.76E-1	2.45E+3	0.00E+0	3.68E-1	2.50E-2	2.09E-1	-1.49E+1
HTP-c	[CTUh]	4.17E-8	1.85E-11	2.55E-11	6.78E-8	0.00E+0	6.93E-12	2.17E-12	3.09E-11	-1.07E-9
HTP-nc	[CTUh]	1.08E-6	7.89E-10	1.15E-9	2.50E-6	0.00E+0	2.96E-10	2.19E-10	3.41E-9	-7.13E-8
SQP	[-]	5.44E+2	3.56E-3	2.68E-1	1.83E+3	0.00E+0	1.34E-3	2.00E-2	7.62E-2	-1.34E+1
Caption	PM = Potential incidence of disease due to PM emissions; IR = Potential Human exposure efficiency relative to U235; ETP-fw = Potential comparative Toxic Unit for ecosystems; HTP-c = Potential comparative Toxic Unit for humans (cancerogenic); HTP-nc = Potential comparative Toxic Unit for humans (not cancerogenic); SQP = Potential soil quality index									

Disclaimer 1 – for the indicator IRP

This impact category deals mainly with the eventual impact of low dose ionizing radiation on human health of the nuclear fuel cycle. It does not consider effects due to possible nuclear accidents, occupational exposure nor due to radioactive waste disposal in underground facilities. Potential ionizing radiation from the soil, from radon and from some construction materials is also not measured by this indicator.

Disclaimer 2 – for the indicators ADPE, ADPF, WDP, ETP-fw, HTP-c, HTP-nc, SQP

The results of this environmental impact indicator shall be used with care as the uncertainties on these results are high or as there is limited experience with the indicator.

References

Standards

CAN/CSA-22.2 No. 62368-1:2014

Audio/video, information and communication technology equipment — Part 1: Safety requirements.

EN 15804:2019+A2

EN 15804:2019+A2 (in press), Sustainability of construction works — Environmental Product Declarations — Core rules for the product category of construction products.

EN 50581:2012

Technical documentation for the assessment of electrical and electronic products with respect to the restriction of hazardous substances.

EN 55024:2016

Information technology equipment - Immunity characteristics - Limits and methods of measurement.

EN 55032:2015

Electromagnetic compatibility of multimedia equipment - Emission Requirements.

EN 60529:2014

Degrees of protection provided by enclosures (IP 20).

EN 61000-3-2:2013

Electromagnetic compatibility (EMC) - Part 3-2: Limits - Limits for harmonic current emissions (equipment input current ≤ 16 A per phase).

EN 61000-3-3:2013

Electromagnetic compatibility (EMC) - Part 3-3: Limits - Limitation of voltage changes, voltage fluctuations and flicker in public low-voltage supply systems, for equipment with rated current ≤ 16 A per phase and not subject to conditional connection.

EN 62368-1:2014+A11:2017

Audio/video, information and communication technology equipment - Part 1: Safety requirements.

Electromagnetic Compatibility Directive

Directive 2014/30/EU of the European Parliament and of the Council of 26 February 2014 on the harmonisation of the laws of the Member States relating to electromagnetic compatibility.

ISO 14025:2011-10

DIN EN ISO 14025:2011-10, Environmental labels and declarations — Type III environmental declarations — Principles and procedures.

Low Voltage Directive (LVD)

Directive 2014/35/EU of the European Parliament and of the Council of 26 February 2014 on the harmonisation of the laws of the Member States relating to the making available on the market of electrical equipment designed for use within certain voltage limits.

Radio Equipment Directive (RED)

Directive 2014/53/EU of the European Parliament and of the Council of 16 April 2014 on the harmonisation of the laws of the Member States relating to the making available on the market of radio equipment and repealing Directive 1999/5/EC.

Registration, Evaluation, Authorisation and Restriction of Chemicals (REACH)

Regulation (EC) No 1907/2006 of the European Parliament and of the Council on the Registration, Evaluation, Authorisation and Restriction of Chemicals (REACH).

Restriction of Hazardous Substances (RoHS)

Directive on the restriction of the use of certain hazardous substances in electrical and electronic equipment (RoHS), Directive (EU) No 2011/65.

UL 294:2013

UL Standard for Safety Access Control System Unit.

UL 62368-1:2014

Standard for Audio/video, information and communication technology equipment - Part 1: Safety requirements.

Further References**IBU 2016**

Institut Bauen und Umwelt e.V.: General Programme Instructions for the Preparation of EPDs at the Institut Bauen und Umwelt e.V. Version 1., Berlin: Institut Bauen und Umwelt e.V., 2016. www.ibu-epd.com

GaBi ts software

Sphera Solutions GmbH
Gabi Software System and Database for Life Cycle Engineering 1992-2020
Version 10.0.0.71
University of Stuttgart
Leinfelden-Echterdingen

GaBi ts documentation

GaBi life cycle inventory data documentation (<https://www.gabi-software.com/support/gabi/gabi-database-2020-lci-documentation/>).

LCA-tool dormakaba

LCA tool, version 1.0.
Developed by Sphera Solutions GmbH.

PCR Part A

PCR – Part A: Calculation Rules for the Life Cycle Assessment and Requirements on the Project Report according to EN 15804+A2:2019, Version 1.0, Institut Bauen und Umwelt e.V., www.ibu-epd.com.

PCR Part B

PCR – Part B: Requirements on the EPD for Building Hardware product, version 1.2, Institut Bauen und Umwelt e.V., www.ibu-epd.com, 2017.

**Publisher**

Institut Bauen und Umwelt e.V.
Panoramastr. 1
10178 Berlin
Germany

Tel +49 (0)30 3087748- 0
Fax +49 (0)30 3087748- 29
Mail info@ibu-epd.com
Web www.ibu-epd.com

**Programme holder**

Institut Bauen und Umwelt e.V.
Panoramastr. 1
10178 Berlin
Germany

Tel +49 (0)30 - 3087748- 0
Fax +49 (0)30 - 3087748 - 29
Mail info@ibu-epd.com
Web www.ibu-epd.com

**Author of the Life Cycle
Assessment**

Sphera Solutions GmbH
Hauptstraße 111- 113
70771 Leinfelden-Echterdingen
Germany

Tel +49 711 341817-0
Fax +49 711 341817-25
Mail info@sphera.com
Web www.sphera.com

**Owner of the Declaration**

dormakaba International Holding
GmbH
DORMA Platz 1
58256 Ennepetal
Germany

Tel +49 2333 793-0
Fax +49 2333 793-4950
Mail info.de@dormakaba.com
Web www.dormakaba.com